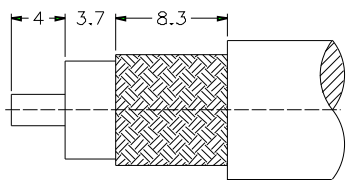
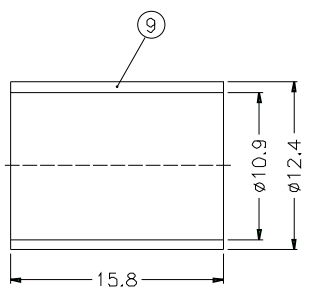
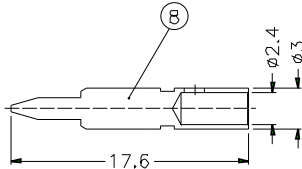
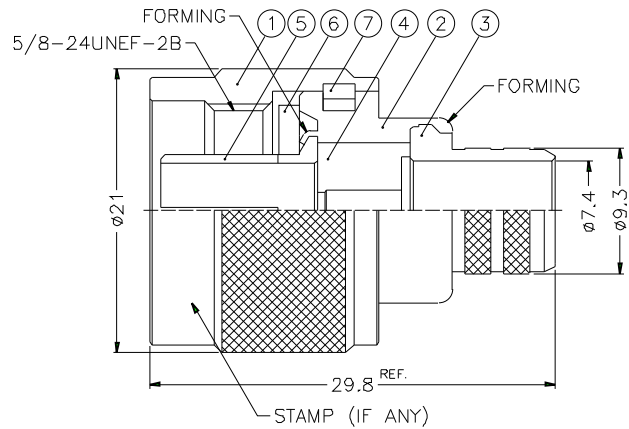


1 2 3 4 5 6 7 8

REVISIONS		
ISS	ZONE	DESCRIPTION\PER REQUEST\DATE



RECOMMENDED CABLE STRIPPING DIM'S



- 1. CRIMPED FERRULE  
HEX CRIMP SIZE .429"
- 2. CRIMPED CONTACT PIN  
HEX CRIMP SIZE .100"

NOTES: FINISH (PLATING THICKNESS IN MICRO-INCHES)  
 1. BRASS PER QQ-B-626  
 2. NICKEL PL. 100 MIN. THICK OVER COPPER STRIKE  
 3. GOLD PL. 3 MIN. THICK OVER NICKEL PL. 100 MIN. THICK OVER COPPER STRIKE  
 4. TEFLON MIL-P-19468  
 5. JIS H 3250, C 2700

NO.	DESCRIPTION	MATERIAL	FINISH	Q'TY	DRAWING NO.
9	FERRULE	NOTE 5	NOTE 2	1	FR-124/109X158
8	CONTACT PIN	NOTE 1	NOTE 3	1	N5000-8-3/24-C
7	RETAINER RING	SUS 304	NATURAL	1	N5000-7-C
6	GASKET	SILICONE	RED	1	GS-156/8X15
5	CONTACT BODY	NOTE 1	NOTE 2	1	N5000-5
4	INSULATOR	NOTE 4	NATURAL	1	N5000-4T-50-A
3	BARREL	NOTE 1	NOTE 2	1	N5000-3-93/74
2	BODY	NOTE 1	NOTE 2	1	N5000-2
1	SHELL	NOTE 1	NOTE 2	1	N5000-1-B

DIMENSIONS ARE IN MILLIMETERS  
 UNLESS OTHERWISE SPECIFIED TOLERANCES  
 0.5-6 = ±0.2  
 6-30 = ±0.4  
 30-120 = ±0.6  
 120-315 = ±1  
 315-1000 = ±1.6  
 1000-2000 = ±2.4

PART NO.	N1121A1-NT3G-7-50	
APPROVED	DATE	10-11-01'
CHECKED	DATE	10-11-01'
DRAWN	DATE	10-11-01'
FILE NO.		

**Amphenol**

TITLE  
N CRIMP PLUG

DRAWING NO.  
KJ-N1121A1-NT3G-213U-50

ITEM NO.

1 2 3 4 5 6 7 8